

ricoma
THINK BEYOND

MT SERIES

Commercial
Embroidery
Machines

+ with intuitive 7"
high definition true color
touch screen system


ricoma

THINK BEYOND


Single + multi-head solutions

Technical specifications

Model	Needles	Heads	Net Weight	EMB. Area	Machine Size	LCD
MT-1501	15	1	145 kgs 320 lbs	560 x 360 mm 22 x 14 in	830 x 770 x 1600 mm 33 x 30 x 63 in	7 in
MT-1201	12	1	145 kgs 320 lbs	560 x 360 mm 22 x 14 in	830 x 770 x 1600 mm 33 x 30 x 63 in	7 in
MT-1502	15	2	190 kgs 419 lbs	560 x 360 mm 22 x 14 in	1430 x 770 x 1600 mm 56 x 30 x 63 in	7 in
MT-1202	12	2	190 kgs 419 lbs	560 x 360 mm 22 x 14 in	1430 x 770 x 1600 mm 56 x 30 x 63 in	7 in



Available with 12 or 15 Needles



Thread Break Detection



Automatic Color Change



7" User-Friendly Touch Panel




270° Wide Angle Cap System

Main features

- Suitable for embroidery on flats, caps, finished garments and more!
- Perfect for established or home businesses
- High Definition True Color 7" LCD Touch Screen
- Maximum embroidery area: 560mm x 360mm, or 22" x 14"
- Newly developed small sewing arm for high-quality embroidery on caps and small items
- Heavy duty steel stand with wheels to ensure both stability and mobility
- Thread break detection
- Maximum speed: 1200 SPM (for 1-head) / 1000 SPM (for 2-head)
- Memory capacity: 20 million stitches or 200 designs
- External 100° button and trimming button
- Automatic thread trimmer

Suited for all embroidery types

MT-1501



- Machine reads multiple design formats, such as DST, DSB and more
- 270° wide angle cap system
- Environmentally friendly packaging
- USB input or direct transmission from PC via LAN port or wireless
- Networkable and Wi-Fi capable
- Automatic color change
- Pre-sewn design trace capable
- Servo motor 150W – lowest power consumption in the industry!
- Built-in universal power supply, 110V/60Hz and 200V/50Hz self-adaptable worldwide
- DC36V micro-step motor for X & Y axis driving to ensure low noise and less vibration
- Automatic memory retention
- Easily add appliqué, sequin, boring or cording
- Built-in button from 172° to 196° under manual color change mode, a great help for machine maintenance
- Frame offset and frame outlining available for easy appliqué embroidery
- Multi-angle, rotatable and adjustable control panel bracket allows for better visibility
- Recessed USB port to protect USB flash drive
- One-step trace button directly on main screen
- Optional laser trace device available
- Emergency stop button
- Multiple hoop sizes for variety of embroidery needs
- Multiple languages: English, Chinese, Spanish, Portuguese, Turkish, Dutch, French, German, Russian, Vietnamese, Thai, Arabic and more
- Wide overhead arm system for easy embroidery on bulky items

Intelligent technology

Wide overhead arm system

Great for bulky items!

MT-1502/MT-1202

Suitable for startups and expanding embroidery businesses

The multi-head MT model, the MT-1502/MT-1202, can do everything the single-head can do - in half the time. The two-head model is ideal for apparel businesses with a steady flow of orders.



Tension arm guards for added safety



Capable of embroidering large areas with a sash frame



Double your production

Double your output in half the time!

The MT-1502/MT-1202 cuts production time in half and produces twice as many items as its single-head counterparts. The machine is perfect for doubling production on caps, bags, flats, finished garments and more!



Embroider more in half the time



Suitable for all embroidery types

Hoops and cap attachments included

12 hoops of different sizes [24 hoops for MT-1502]

	[x2]	90mm round [9cm, 3.5"]
	[x2]	120mm round [12cm, 4.7"]
	[x2]	150mm round [5cm, 5.9"]
	[x2]	200mm round [20cm, 9"]
	[x2]	290 x 290mm square [29cm, 12"]
	[x2]	540 x 350mm oval [54 x 35cm, 21 x 14"]

The MT Series is built with a large working area for embroidery on bulky items, while its small sewing arm is suitable for smaller, hard-to-embroider areas. Popular among startups, the MT can embroider on anything from bags and totes to towels and drapery.

Capable of embroidering on caps, flats, bags, jeans and more!



Embroider any cap with ease with our cap system that comes with all machines!



Cap attachments included

Model	Cap rings	Hoop station	Cap driver
MT-1501	2	1	1
MT-1201	2	1	1
MT-1502	4	1	2
MT-1202	4	1	2

Embroider any cap with ease with the machine's 270-degree wide angle cap system. Each MT Series is suitable for cap embroidery and includes all the necessary cap attachments to get started.



Cap ring
Snaps into hoop station to prepare machine for cap embroidery



Hoop station
Provides stability for fast and easy cap hooping



Cap driver
Snaps into embroidery machine's bracket holder for hoops

Startup package

Equipped with all the attachments to get started right away

The MT Series is ideal for embroidery on caps, bags, denim, finished garments and plenty more. Available in one and two heads, the MT Series is perfect for both startups and businesses looking to expand their production.



Heavy duty steel stand

Each MT includes a heavy duty steel stand to support the machine. The stand's wheels assist with mobility and portability.



High Definition True Color 7" LCD Touch Screen + Panel

The modern touch screen interface and ergonomic panel allow for a user-friendly experience.




Wilcom DecoStudio E3 Lite

Perfect for digitizing beginners, this software allows users to customize pre-digitized designs or create simple, custom designs from scratch.




Amann starter kit

Each starter kit comes with 20 spools of 100% polyester thread, two spools of metallic thread, a 144-piece box of pre-wound bobbins, two needles and four types of backing.



20,000 stock designs

Each machine comes with 20,000 digitized stock designs to get you started! Pair with Wilcom DecoStudio Lite to create one-of-a-kind designs!



Training and Support

Ricoma provides free hands-on training with the purchase of any embroidery machine. Our customer support is available 7 days a week and after hours.


*The above-mentioned items are included in the startup package only when purchased directly from our U.S. Headquarters - Ricoma International Corporation.



Optional add-ons

Broaden your possibilities with these affordable and easy-to-use add-ons!

These attachments make hooping and adding embroidery effects a breeze. Embellish your designs with sequins, boring or cording; or use specialty hoops for all embroidery needs.



Sequin device

Attach the optional sequin device to your embroidery machine for a pop of sparkle to your embroidery and a quick and easy fill.



Boring device

This device punctures holes into embroidered designs and encloses the raw edges with stitches to create a beautiful effect within minutes.



Cording device

Easily create an embroidery effect with the cording device, which lays cord on fabric and attaches the cord with transparent zigzag stitches.



8-in-1 device

Designed for non-hoopable, difficult items such as shirt pockets, socks, backs of caps, shirt sleeves, collar tips and more.




Robot frame

Embroider on difficult-to-embroider and unusually shaped items such as bags, pockets, shoes and purses with the robot frame.




Belt hoop

With an 8-inch x 4-inch embroidery area, the belt hoop allows ample room for embroidery on belts and straps.



Mighty hoop

With a wide variety of hoop sizes to choose from, these magnetic hoops make hooping all types of differently sized garments a breeze.



HoopMaster

The easiest to use embroidery hooping aid on the market, the HoopMaster is custom-made for your hoops, so there is no hardware to adjust.



Laser device


With this easy-to-install tracing tool, there's no more hitting hoops – just simply watch the laser pointer trace the design in seconds.

High Def True Color 7" LCD

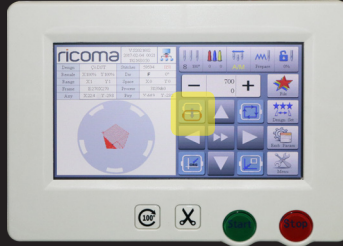
Technical specifications

High Definition True Color 7" LCD Touch Screen

The intuitive High Definition True Color 7" LCD Touch Screen displays a clean interface with easy one-step commands for simple operation and a pleasant user experience.



Preset hoops



One-step appliqué



Easy color selection



On-board lettering

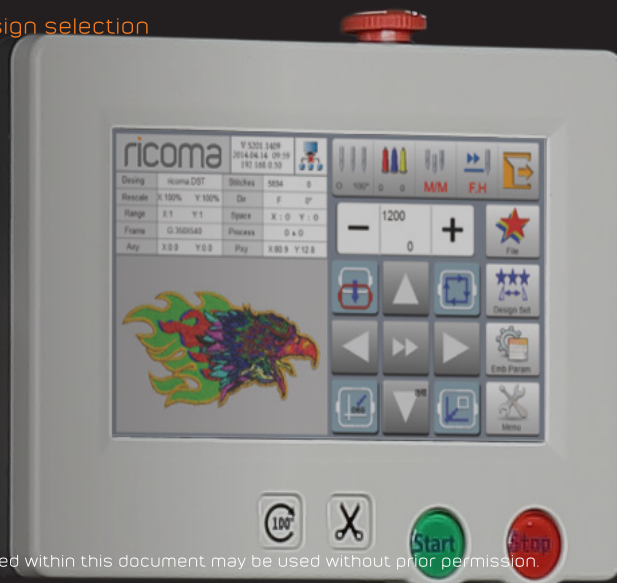


One-step tracing



Easy design selection

- User-friendly interface
- Easy to operate
- Easily add appliqué, sequin, boring or cording
- New ergonomic touch screen allows easy and comfortable operation by right hand thumb
- Preset hoop parameters, which are designed to avoid hitting hoop frames
- Automatic color change
- Built-in button from 172° to 196° under manual color change mode, a great help for machine maintenance
- Frame offset and frame outlining available for easy appliqué embroidery
- Multi-angle, rotatable and adjustable control panel bracket allows for better visibility
- Pre-sewn design trace capable
- One-step trace button directly on main screen
- External 100° button and trimming button
- Automatic thread trimmer
- USB input or direct transmission from PC via LAN port or wireless
- Networkable and Wi-Fi capable
- Thread break detection
- Multiple languages: English, Chinese, Spanish, Portuguese, Turkish, Dutch, French, German, Russian, Vietnamese, Thai, Arabic and more

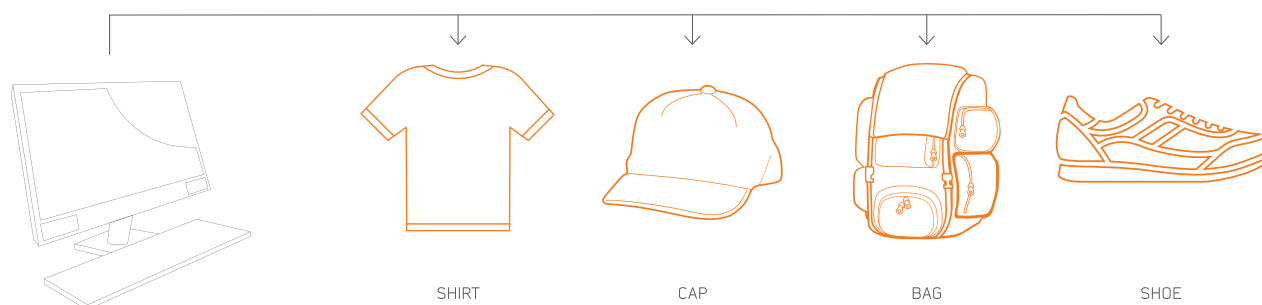


Network capability ready

Flexible production system

Embroider all types of items at the same time!

Using advanced network technology, users can link together as many Ricoma MT Series as desired to create an extremely flexible production system. Embroider the same design on all of your machines at the same time or embroider different designs on individual machines simultaneously.



Wide overhead arm system

Perfect for embroidery on bulky items



The MT Series sports a large working area suitable for bulky items such as bags, totes, towels and drapery. Designed with a wide overhead arm system, the machine allows deeper clearance beneath the hoop to simplify embroidery on bulky items.



THINK BEYOND

Ricoma Headquarters in USA

Ricoma International Corporation

3450 NW 114th Ave., Miami, FL 33178, USA

TEL: [305] 418-4421 | FAX: [305] 418-5036

Toll Free: 1-888-292-6282

Website: www.ricoma.us | Email: info@ricoma.us

Ricoma Factory in China

Ricoma [Shenzhen] Co., Ltd.

Baochangli Industrial Park, Jinlong Road 3,

Shenzhen, P.R. China [Post: 518118]

TEL: +86-755-2585-7576 | FAX: +86-755-2585-7773

Website: www.ricoma.cn | Email: info@ricoma.cn